

Canadian Fixed Income Platform

February 2017

Investment Team



Greg Ross
Chief Investment Officer
28 years / 17 at FAM



Barbara Berry
Portfolio Manager, Money Market
20 years / 20 at FAM



Imran Chaudhry, CFA
Portfolio Manager
16 years / 10 at FAM



Kon-Yu Lau, CFA
Portfolio Manager
16 years / 13 at FAM



Sui Wang, CFA
Fixed Income Analyst
5 years / 2 at FAM



Albert Wong, CFA
Fixed Income Analyst
6 years / 6 at FAM

Wide Range of Fixed-Income Investment Solutions Available

Active / Diversified

- Money market
- Short-term universe
- Short-term credit
- Investment-grade credit (including commercial mortgage-backed and asset backed)
- Core universe
- Long duration (corporate, provincial, federal)

Custom Solutions

- Asset liability matching
- Socially Responsible Investing

An established Canadian corporate credit investor since 1998, Foresters Asset Management Inc. (FAM) manages more than \$8 billion CAD in debt investments, primarily for institutions and insurance companies.

FAM specializes in total return benchmark outperformance, in addition to asset liability matching, and has considerable experience and expertise on the longer end of the Canadian yield curve.

Investment Philosophy

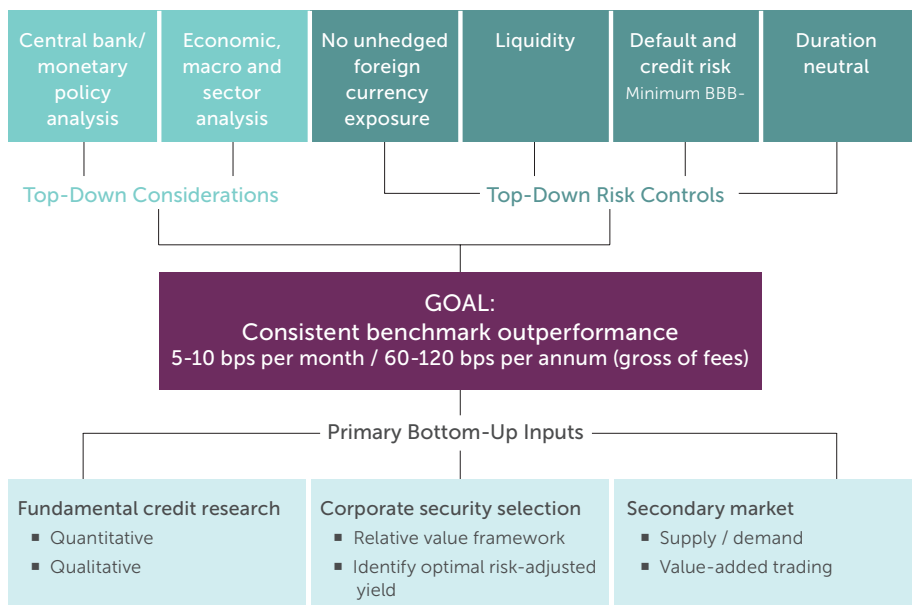
- Focus is to provide exceptional income and capital preservation strategies for our clients.
- We add value through our proprietary bottom-up research, which applies a prudent, disciplined and repeatable investment process to every investment decision.
- The result is low-volatility portfolios designed to provide consistent risk-adjusted returns over the long term.

Investment Process

Founding principles:

- Overweight non-government bonds vs. the benchmark index
- Canadian investment-grade universe
- Duration-neutral to the underlying benchmark index
- 100% Canadian dollar

Investment Process

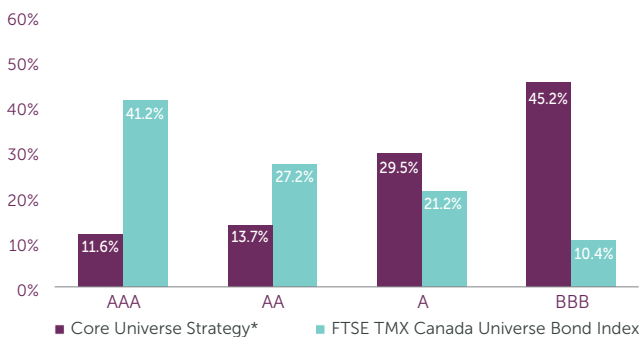


Case Study Portfolio – Core Universe as at January 31, 2017

Portfolio Characteristics

	Fund*	Benchmark**
Number of issues	82	1,420
Corporate bond weighting (Target 70%–90%)	93.0%	27.6%
Issuer weighting	<10%	Variable
Asset-backed securities (Target <30%)	27.6%	0.6%
Yield	3.3%	2.1%
Modified duration	7.3	7.3
Credit quality	Min BBB-	Min BBB-
Average rating quality	BBB	A
Cash (target <1%)	0.3%	0.0%

Credit Quality – Investment Grade



Performance

Targeted benchmark outperformance 5-10 bps per month / +60-120 bps per annum (gross of fees)

Calendar Year Returns	2017 (YTD)	2016	2015	2014	2013	2012	2011	2010	2009	2008	2007
Core Universe Strategy – gross of fees*	0.4%	3.2%	3.7%	9.7%	0.9%	6.4%	10.9%	9.6%	11.0%	5.3%	1.8%
FTSE TMX Canada Universe Bond Index	-0.1%	1.7%	3.5%	8.8%	-1.2%	3.6%	9.7%	6.7%	5.4%	6.4%	3.7%
Over/under-performance gross of fees	0.5%	1.5%	0.2%	0.9%	2.1%	2.8%	1.2%	2.9%	5.6%	-1.1%	-1.9%

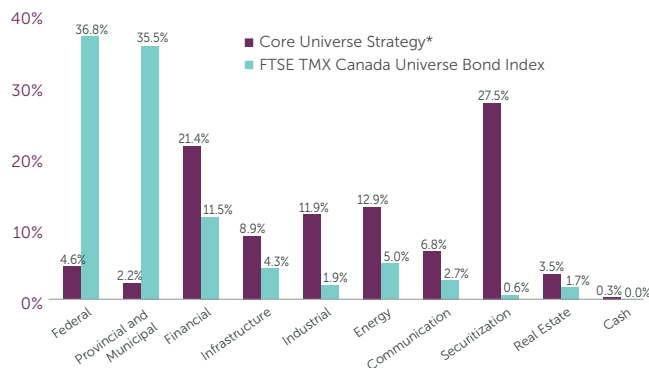
*imaxx™ Canadian Bond Fund **FTSE TMX Canada Universe Bond Index

FOR INSTITUTIONAL USE ONLY

Certain statements in this market commentary may be viewed as forward-looking statements. Any statements that express or involve discussions with respect to expectations, beliefs, plans, intentions, projections, objectives, assumptions or future events are not statements of historical fact and may be forward-looking statements. These forward-looking statements are subject to a number of risks and uncertainties that could cause actual results or events to differ materially from those reflected in the forward-looking statements, including as a result of changes in the general economic or political environment and changes in applicable legislation. Accordingly, readers are cautioned not to place undue reliance on such statements due to the inherent uncertainty therein. Except as required by applicable securities laws, forward-looking statements speak only as of the date on which they are made and Foresters Asset Management Inc. undertakes no obligation to update publicly or otherwise revise any forward-looking statement whether as a result of new information, future events or other such factors which affect this information. All rights in the FTSE TMX Canada Bond Universe Index (the "Index") vests in FTSE TMX Global Debt Capital Markets Inc. "FTSE" is a trade mark of FTSE International Ltd and is used under license. "TMX" is a trade mark of TSX Inc. and is used under license.

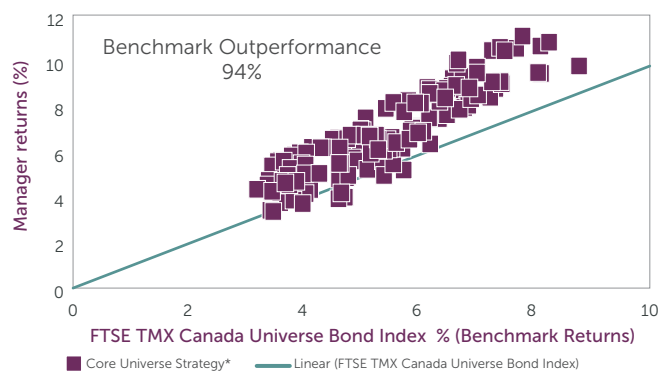
The information contained herein is intended for institutional use only and is compiled from sources believed to be reliable, but no representation or warranty, express or implied, is made as to its accuracy. Foresters Asset Management Inc. and their affiliates cannot guarantee the accuracy or completeness of the information presented and accept no responsibility for any loss arising from any use of or reliance on such information. Past performance is no guarantee of future results. imaxx Canadian Bond Fund is a mutual fund offered by Foresters Financial Investment Management Company of Canada Inc. and managed by Foresters Asset Management Inc. The inception date of the imaxx Canadian Bond Fund is June 2002.

Sector Allocation



Performance Consistency

Performance Consistency - 3 Year Rolling Returns Since Inception



Annualized Returns	3 months	6 months	1 year	3 years	5 years	10 years
Core Universe Strategy – gross of fees*	-1.8%	-1.8%	3.0%	4.6%	4.6%	6.2%
FTSE TMX Canada Universe Bond Index	-2.7%	-3.2%	1.2%	3.7%	3.1%	4.8%
Over/under-performance gross of fees	0.9%	1.5%	1.9%	1.0%	1.5%	1.4%